

# Dominion Visual Story

This Visual Story will help you with your visit to the theatre.

If you have any questions about the accessibility or would like to suggest an amendment to this resource, please call us on 020 7927 0929 or email [dominion.access@nederlander.co.uk](mailto:dominion.access@nederlander.co.uk)



Welcome to the Dominion Theatre.

The front of the theatre looks like this.

This may be slightly different depending on the show that is on.

I might need to wait in a queue, this can get busy.



**I will be greeted by the friendly security staff.**

**I may be asked to show my bag(s).**


**If I have access needs, I can skip the queue and use the centre front doors.**



**I will need my ticket which will be scanned by a staff member.**


**My ticket can be shown on my phone or other digital device, or printed**





**My ticket will be scanned using this.**

**If I am unsure about anything I can ask for help.**



**I will walk through into the Entrance Hall.**

**It may be crowded with other people also seeing the show.**

**The Entrance Hall is where people wait before the show starts.**

**In the Entrance Hall I can buy a programme that will tell me what the show is about and who the actors are.**

**This is what the theatre staff look like. If I am worried about anything I can speak to them.**







**On the right-hand side of the Entrance Hall is a Bar, where I can buy drinks or snacks.**



**On the left-hand side is the Box Office, where I can ask for help with my ticket if I need to.**

**I can also buy a ticket.**

**I may have to wait in line.**






**If I am sat in the  
Stalls, I can go  
straight ahead  
through these doors.**



**If I am sat in the  
Circle,  
I will need to go up  
these stairs.**







**If I am in the Stalls,  
I can make my way  
down these stairs.**

**If I have access needs,  
I can ask a staff  
member for help.**



**There are signs all  
around the theatre  
that will help me.**

**If I am unsure, I can  
ask a member of  
staff.**



**Here is the merchandise store where I can buy souvenirs.**

**There may be a queue.**



**There is also a coffee bar near the Stalls entrance where I can buy refreshments.**





**When I am ready, I can make my way to the Stalls entrance.**



**This green sign is a fire exit sign. They are located around the theatre.**

**In an emergency I will try to stay calm and follow these signs to outside.**




**If my seat is in the Circle, I will follow the signs and go up these stairs.**



**At the top of these stairs is the Champagne Bar.**





**I can ask a member of staff if I want to purchase drinks or snacks.**

**There may be a queue.**



**There will be lots of other people in the entrance hall who are waiting to see the show.**

**If I get overwhelmed, I can ask a member of staff if there is a quieter space I can go.**





**If I need to sit down,  
there is some  
seating behind the  
Champagne Bar.**



**Here is the  
Cloakroom.**

**I can leave my bags  
and coats during  
the performance.**

**There is a charge of  
£2 per item.**





**I can follow this sign that will lead me to the Circle Foyer.**

**If I am unsure, I can ask a member of staff for help.**



**There are two separate bars in the Circle Foyer.**



**There are toilets on both sides of the Circle, and to the back of the Circle.**

**I can follow signs like this to use the toilets.**

**The toilets can get very busy. I may need to wait.**



**There are three entrances to the Auditorium from the Circle Foyer.**

**I will check which Row I am sat in on my ticket and use the correct entrance.**

**I can speak to a member of staff if I am unsure.**





**There are some costumes on display in the Circle Foyer.**

**I can look at these and take photos, but I am not allowed to touch them.**



**Also in the Circle Foyer is a magazine photo opportunity.**

**I can go inside and get my photo taken if I would like to.**



**Behind the Champagne Bar is a red carpet photo opportunity.**

**I can stand on the carpet and get my photo taken if I would like to.**



**I can ask a member of staff if I need to use an accessible toilet.**



**Here is the Auditorium.**

**I will sit here and watch the show.**

**I may hear an announcement telling me when it is time for the show to start.**





**The Auditorium is quite big.**

**The area below is called the Stalls.**

**If I am in the Stalls, I may hear the vibrations from the tube line which runs under the theatre.**

**The area above is called the Circle. It is quite high up.**



**There are lots of other people watching the show, called the audience.**

**There will be people we do not know sitting in seats around us. They are here to see the show too.**



**My ticket will have the location of my seat.**

**For example, here is Row W Seat 25**

**I can ask for help finding my seat.**

**I will have time before the show to find my seat.**



**When it is time for the show to start the theatre will get darker and everyone will get quiet.**

**If I need take a break or go to the toilet, I can leave the Auditorium quietly.**



### **During the performance:**

- **The lights will flash and move all around me.**
- **The actors will be singing and dancing after each song people will clap, I can clap if I want to.**
- **I might see something that makes me feel sad. I can feel sad, that's okay.**
- **There will be a break called the interval, I can use the toilet or go get a snack.**
- **If it's too loud, I can cover my eyes or wear headphones.**
- **When the show is finished the lights will be turned back up and the room will become brighter again.**
- **It will be busy, if I need to, I can wait in my seat until everyone has gone or I can ask a member of staff for help if I feel overwhelmed.**

**We hope you enjoy your visit to Dominion Theatre.**

**Any information on show specific warnings can be found on the What's On page on our website:**

**[nederland.co.uk/whats-on](https://nederland.co.uk/whats-on)**